

THE CABIN

Round Count: 10 pistols, 10 rifle, 4+ shotgun

Order: Shooters Choice – Rifle may not be last




Staging: Pistols holstered, Rifle loaded with 10 rounds staged safely at either POS 1 or POS 2. Shotgun Staged POS 2.

Start: Between POS 1 and POS 2 with hands flat on the wall. **Line: Are they here yet?**

ATB: With pistols from POS 1 engage the 4 pistol targets with at least 1 round each, for a total of 10 rounds. With the rifle from POS 1 or POS 2 engage the rifle targets same as the pistols. With the shotgun engage the 4 shotgun targets until down.

Stage taken from the Rocky Mountain Regional Raid. Byers, Colorado (2008)

****Shotgun must be shot from POS 2****



Stage 2 - The Mine


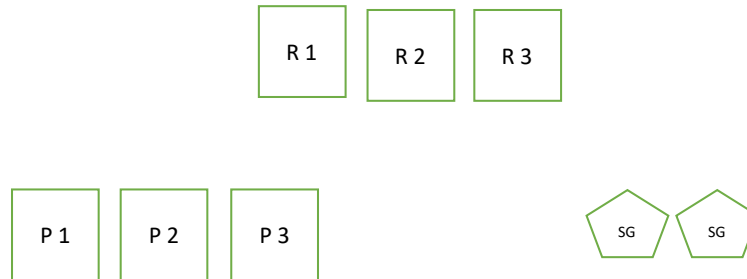
Round Count: 10 Pistol, 10 Rifle, 2+ SG

Order: Shooters Choice – Rifle may not be last.

Staging: Pistols holstered loaded with 5 rounds each. Rifle staged at POS 2. Shotgun open and empty staged at POS 2.

Start: With hands on pistol or pistols. **Line: Let's blow this up!**

ATB: With rifle from POS 2 engage the rifle targets in a 1-3-1-3-2 sweep (repeat). Make rifle safe. With pistols from POS 1 engage the pistol targets same instructions as the rifle. **With SG from POS 2 engage the 2 shotgun targets until down.**



Stage 3 - Fort Belwah

Round Count: 10 Pistol, 10 Rifle, 4+ Shotgun

Order: Rifle – Shotgun - Pistols


Staging: Pistols holstered with 5 rounds each, Rifle staged at POS 1, Shotgun open and empty at POS 2.

Start: At POS 1 with hands on hat.

ATB: From POS 1 engage rifle targets in the following manner: Starting on either end single tap sweep from the same direction twice – **THEN** single tap the 2 middle targets. With shotgun from POS 2 engage shotgun targets until down. With pistols engage pistol targets same as the pistol targets.

Example: 1-2-3-4, 1-2-3-4, 2-3 or 1-2-3-4, 1-2-3-4, 3-2

Stage taken from Wisconsin State Championship Fandango 2017.



Stage 4 - The Corral

Round Count: 10 Pistol, 10 Rifle, 2+ Shotgun

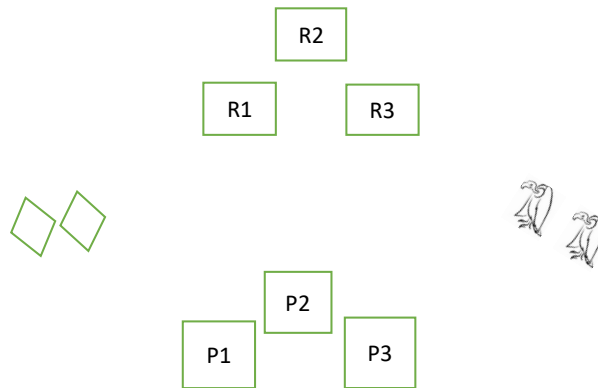
Order: Shooters Choice – Rifle may not be last

Staging: Pistols holstered with 5 rounds each. Rifle and Shotgun staged at POS 2.

Start: At SASS Default at gun of choice **Line: Bring in the horses**

ATB: With pistols engage pistol targets in double tap Nevada sweep starting on either end. With rifle engage rifle targets same as the pistol. With shotgun engage the 4 shotgun targets until down.

Example: 1-1-2-2-3-3-2-2-1-1



Stage 5
Open Range

Round Count: 10 Pistol, 10 Rifle, 6+ Shotgun

Order: Rifle-Shotgun-Pistols or Shotgun-Rifle-Pistols

Staging: Pistols loaded with 5 rds. each, holstered. Rifle loaded with 10 rds. staged at POS 1 and open empty shotgun staged at POS 3.

Start: At the ready with thumbs hooked in gun or ammo belt.

Line: "What's the matter, you run out of nerves?"

ATB: From POS 1 with rifle engage P1-P5 with a **M.B. Field Sweep**. From POS 3 engage 4 shotgun targets until down. From POS 2 with pistols engage R1-R5 with a **M.B. Field Sweep**.

MB Field Sweep: R1, R2, R2, R3, R3, R1, R4, R4, R5, R5 **OR** R1, R4, R4, R5, R5, R1, R2, R2, R3, R3,

